



NGEL GLOBAL

회원 가입 매뉴얼



* 필요 서류

1. 신분증 택1
 - 여권/ 주민등록증/ 운전면허증
2. 주소지 증빙서류 택1
 - 영문 등본 혹은 초본 (민원24에서 신청하여 출력)
혹은 영문 공과금 영수증

ngelglobal.com

선택1

각 IB로부터 부여 받은 레퍼럴 링크 붙여넣기.

선택2

Register

가입 방법 두가지 중 한가지 선택.

선택1. IB 레퍼럴 URL로 가입.

주소창에 각 IB(introducing broker) 로부터 부여 받은 레퍼럴 링크를 입력하여 접속.

선택2. 홈페이지에서 가입.

ngelglobal.com 홈페이지 접속하여 「Register」 클릭.

* 홈페이지에서 가입한 경우 트레이더룸 상단의 Support 메뉴를 통해 소속 IB를 알려주시기 바랍니다.



Open Live Account

Account Type

FOREX-Live

First Name

Last Name

Phone

Email

First Name

Confirm Password

Country

Language

By clicking 'Register' below I acknowledge that I have read, fully understand, accept and give my consent to [Terms and conditions](#) as amended from time to time.

Register

Account Type에서
FOREX-Live 선택.

Open Live Account

Account Type

First Name

Last Name

Password

Select...

Email

Language

Select...

By clicking 'Register' below I acknowledge that I have read, fully understand, accept and give my consent to [Terms and conditions](#) as amended from time to time.

Register

이름(First Name)과
성(Last Name) 영문으로 입력.

*신분 확인을 위해 여권 상의 영문 이름을
입력해주세요.

Open Live Account

Account Type

FOREX-Live

First Name

Last Name

Phone

+

Select...

Email

lastname@example.com

Language

Select...

By clicking 'Register' below I acknowledge that I have read, fully understand, accept and give my consent to [Terms and conditions](#) as amended from time to time.

Register

Password

Confirm Password

Password에 비밀번호 입력.

(영문 대문자, 소문자, 숫자, 특수문자 포함
8자리 이상)

Confirm Password에
동일하게 입력.

Open Live Account

Account Type

FOREX-Live

First Name

Password

Last Name

Confirm Password

Phone

+8201012345678

Country

Korea, Republic of

lastname@example.com

Email is required

Select...

By clicking 'Register' below I acknowledge that I have read, fully understand, accept and give my consent to [Terms and conditions](#) as amended from time to time.

Register

Phone에서 South Korea 선택 후
본인 전화번호 입력.

* 또는 +82입력 후 본인전화번호 입력.
ex) +8201012345678

Country에서 "Korea, Republic of" 선택.

Open Live Account

Account Type

FOREX-Live

First Name

Password

Last Name

Confirm Password

Phone

+82-01028617503

Country

Korea, Republic of

Email

*****@gmail.com

Language

English

By clicking Register below, I acknowledge that I have read, fully understand, accept and give my consent to Terms and conditions presented from time to time.

Register

Email – 등록할 이메일 주소 입력.

Language – English 선택.

Open Live Account

Account Type

FOREX-Live

First Name

Password

Last Name

Confirm Password

Phone

+82 *****

Country

Korea, Republic of

Email

*****@gmail.com

Language

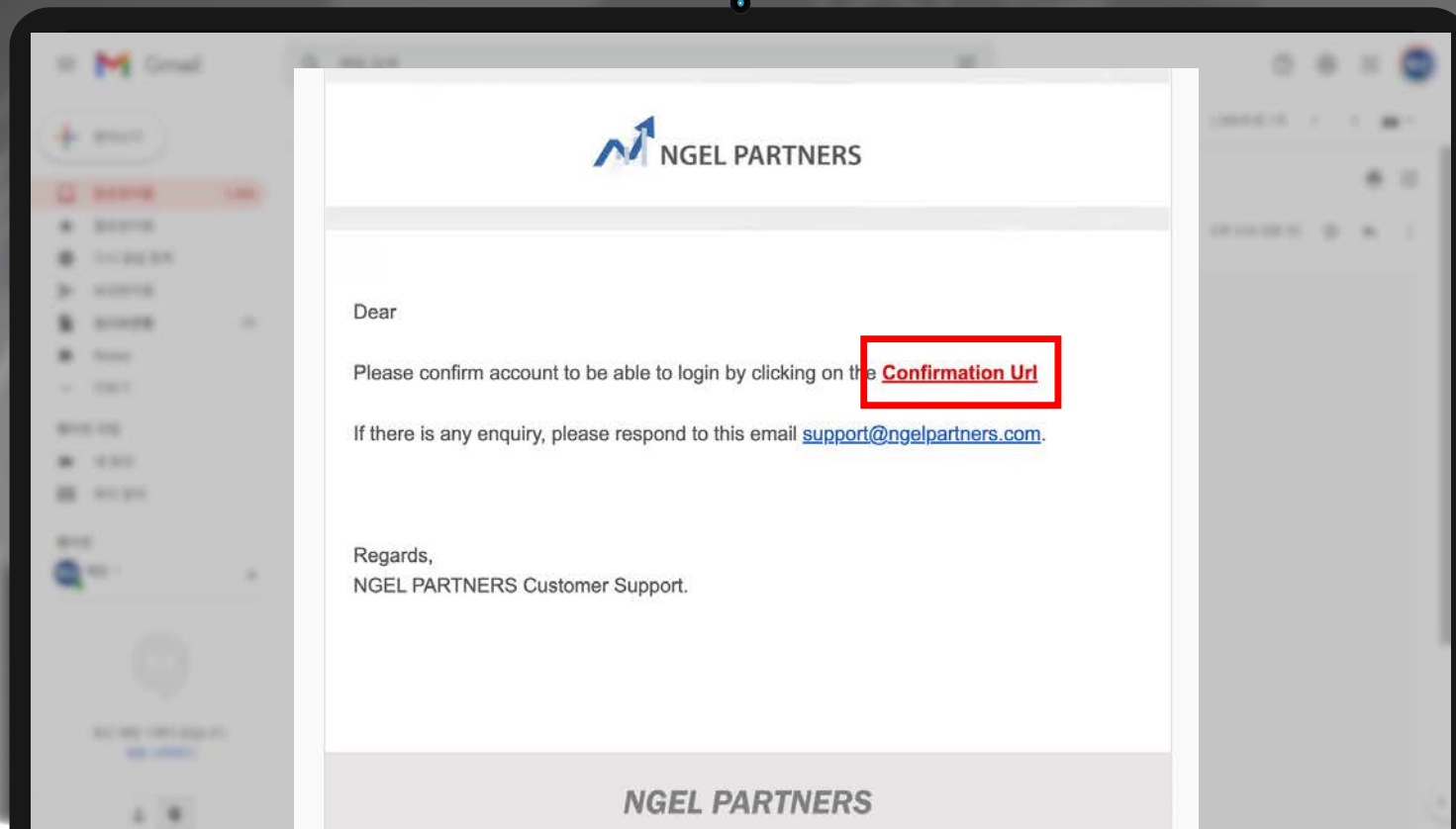
English

By clicking 'Register' below I acknowledge that I have read, fully understand, accept and give my consent to [Terms and conditions](#) as amended from time to time.

Register

약관 동의에 체크 후
Register 클릭.

ngelglobal.com



등록한 이메일 주소로 발송 된
계정 확인 메일 확인.
(없을 경우 스팸함 확인)

Confirmation Url 클릭.

ngelglobal.com

Email Confirmed

[Go To Login Page](#)

Go To Login Page 클릭.



Input field containing: @gmail.com

Input field containing:

[Forgot Password?](#)

[Log In](#)

등록한 이메일과 비밀번호 입력 후
Log In 클릭.

The screenshot shows the NGEL Partners user interface. At the top left, the logo 'NGEL PARTNERS' is visible. The navigation bar includes 'HOME', 'DOWNLOADS', and 'SUPPORT'. On the right, there are icons for a globe, a US flag, and a user profile. A red box highlights a notification box on the left side of the page. The notification contains a lightbulb icon and the following text: 'Status: Inactive', 'Type: Retail', and 'since: 2022-02-09'. Below the notification, there is a sidebar with menu items: 'Open Accounts', 'Deposit & Withdrawal', 'Trading', 'IB Partnership', 'Investments & Fund Mgmt', and 'Accounts' (with a 'Reload' button). The main content area shows a 'Welcome to NGEL Partners.' message, a 'Please upload documents: My Profile' notification, and a 'Recent Trading Activity' table. The table has columns for Login, Order, Open Time, Type, Volume, Symbol, Open Price, SL, TP, Close Time, and Close Price. Below the table, it says 'No data to display' and '0 selected / 0 total'. At the bottom, there is a 'Risk Warning Note' and a copyright notice: '© Copyright 2021 All Rights Reserved. Various trademarks held by their respective owners.'

로그인 시 초기 화면.

*좌측 박스 확인하면
현재 비활성화(Inactive) 상태.
(입출금 불가)

The screenshot shows the NGEL Partners web portal. The top navigation bar includes 'HOME', 'DOWNLOADS', and 'SUPPORT'. The user's account status is 'Inactive' (Type: Retail) since 2022-02-09. A 'Live Support' indicator shows 'OFFLINE'. The left sidebar contains menu items: 'Open Accounts', 'Deposit & Withdrawal', 'Trading', 'IB Partnership', 'Investments & Fund Mgmt', and 'Accounts' (with a 'Reload' button). The main content area features a 'Welcome to NGEL Partners.' message with instructions to click 'PERSONAL INFORMATION' and 'My Profile'. A yellow banner prompts the user to 'Please upload documents: My Profile'. Below this is a 'Recent Trading Activity' section for 'MetaTrader 4' with a table that currently has 'No data to display'. A 'Risk Warning Note' is visible at the bottom of the page.

NGEL PARTNERS HOME DOWNLOADS SUPPORT

Status: **Inactive**
Type: **Retail**
since: **2022-02-09**

Live Support
OFFLINE

Open Accounts >
Deposit & Withdrawal >
Trading >
IB Partnership >
Investments & Fund Mgmt >

Accounts Reload

Welcome to NGEL Partners.
First of all, click "PERSONAL INFORMATION icon" on the top right of the current page, click "My Profile" to check your account information and proof of address document. Only when this is completed can you "open your live account" and trading normally on your computer.

Please upload documents: [My Profile](#)

Recent Trading Activity

MetaTrader 4

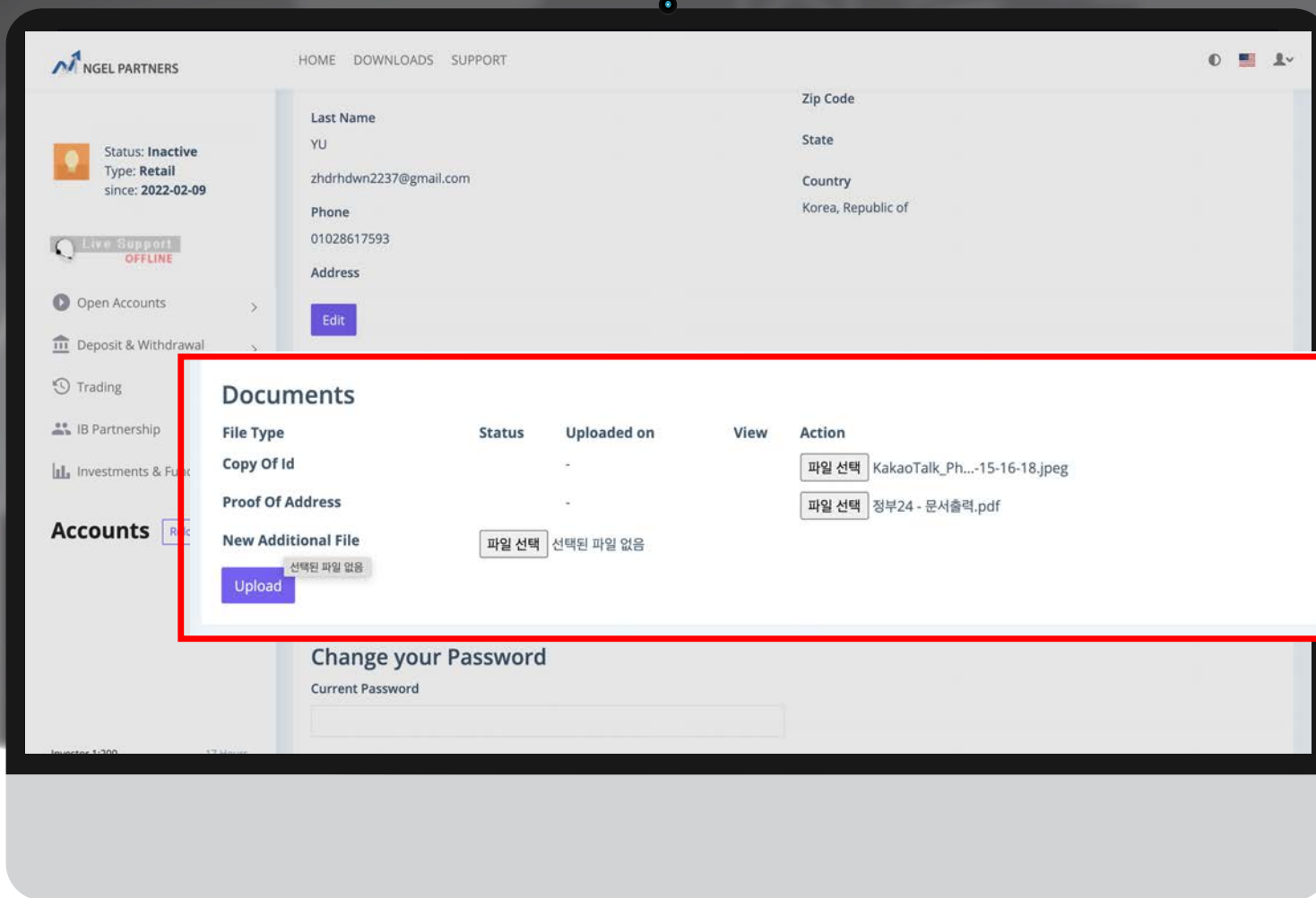
Login	Order	Open Time	Type	Volume	Symbol	Open Price	SL	TP	Close Time	Close Price
No data to display										

0 selected / 0 total

Risk Warning Note: Forex and CFDs trading carries a high level of risk that may not be suitable for all investors. Leverage creates additional risk and loss exposure. Before you decide to trade foreign exchange, carefully consider your investment objectives, experience level, and risk tolerance. You could lose some or all of your initial investment; do not invest money that you cannot afford to lose. Educate yourself on the risks associated with foreign exchange trading and seek advice from an independent financial or tax advisor if you have any questions.

© Copyright 2021 All Rights Reserved. Various trademarks held by their respective owners.

계정 활성화를 위해 우측 상단의
프로필 아이콘 – My Profile 클릭.



Copy of Id에 신분증 사본 첨부
(주민등록증, 운전면허증, 여권 사본)

Proof Of Address에 주소지 증명 서류 첨부
(영문 등본 혹은 초본)

* 파일 용량은 2MB 이하만 가능합니다

Upload 클릭.

NGEL PARTNERS HOME DOWNLOADS SUPPORT

Status: Active
Type: Retail
since: **2022-02-09**

Welcome to NGEL Partners.

Click "PERSONAL INFORMATION" icon on the top right of the current page, click "My Profile" to check your basic information, and upload a copy of your ID of address document. Only when this is completed can you "open your live account" and trading normally. Finally, download the MT4 Trading Terminal to your computer.

Open Accounts >
Deposit & Withdrawal >
Trading >
IB Partnership >
Investments & Fund Mgmt >

Accounts [Reload](#)

TRADING

2147011281	\$0.00
FOREX-Live 1:200	15 Days
2147011284	\$0.00
FOREX-Live 1:200	14 Days

Recent Trading Activity

MetaTrader 4

Login	Order	Open Time	Type	Volume	Symbol	Open Price	SL	TP	Close Time	Close Price
No data to display										
0 selected / 0 total										

Risk Warning Note: Forex and CFDs trading carries a high level of risk that may not be suitable for all investors. Leverage creates additional risk and loss exposure. Before you decide to trade foreign exchange, carefully consider your investment objectives, experience level, and risk tolerance. You could lose some or all of your initial investment; do not invest money that you cannot afford to lose. Educate yourself on the risks associated with foreign exchange trading and seek advice from an independent financial or tax advisor if you have any questions.

© Copyright 2021 All Rights Reserved. Various trademarks held by their respective owners.

이후 심사를 통해
활성화(Active)로 상태가 변경 됨.
(약 30분~24시간 소요)

NGEL PARTNERS HOME DOWNLOADS SUPPORT

Status: **Active**
Type: **Retail**
since: **2022-02-09**

Live Support
OFFLINE

Open Accounts

Deposit & Withdrawal

Trading
Trading History

Trading History

Choose the Account

Trading #2147011281 | FOREX-Live | 0 USD

Date Range

2022. 02. 03. 2022. 02. 12.

Get trades

Accounts

Reload

ACCOUNT	BALANCE
TRADING	
2147011281 FOREX-Live 1:200	\$0.00 1 Days
2147011284 FOREX-Live 1:200	\$0.00 1 Days

Risk Warning Note: Forex and CFDs trading carries a high level of risk that may not be suitable for all investors. Leverage creates additional risk and loss exposure. Before you decide to trade foreign exchange, carefully consider your investment objectives, experience level, and risk tolerance. You could lose some or all of your initial investment; do not invest money that you cannot afford to lose. Educate yourself on the risks associated with foreign exchange trading and seek advice from an independent financial or tax advisor if you have any questions.

© Copyright 2021 All Rights Reserved. Various trademarks held by their respective owners.

가입 후 계정이 확인 되면 계좌가 생성되며 트레이딩이 가능해짐.



Dear |

Congratulations!

Your new MT4 account has been approved. You can find your login credentials below.

MT4 Account: [redacted]
Master Password: [redacted]
Investor Password: [redacted]

This information is necessary for accessing MT4, and for trading, you must install MT4 on your PC or install a mobile app.

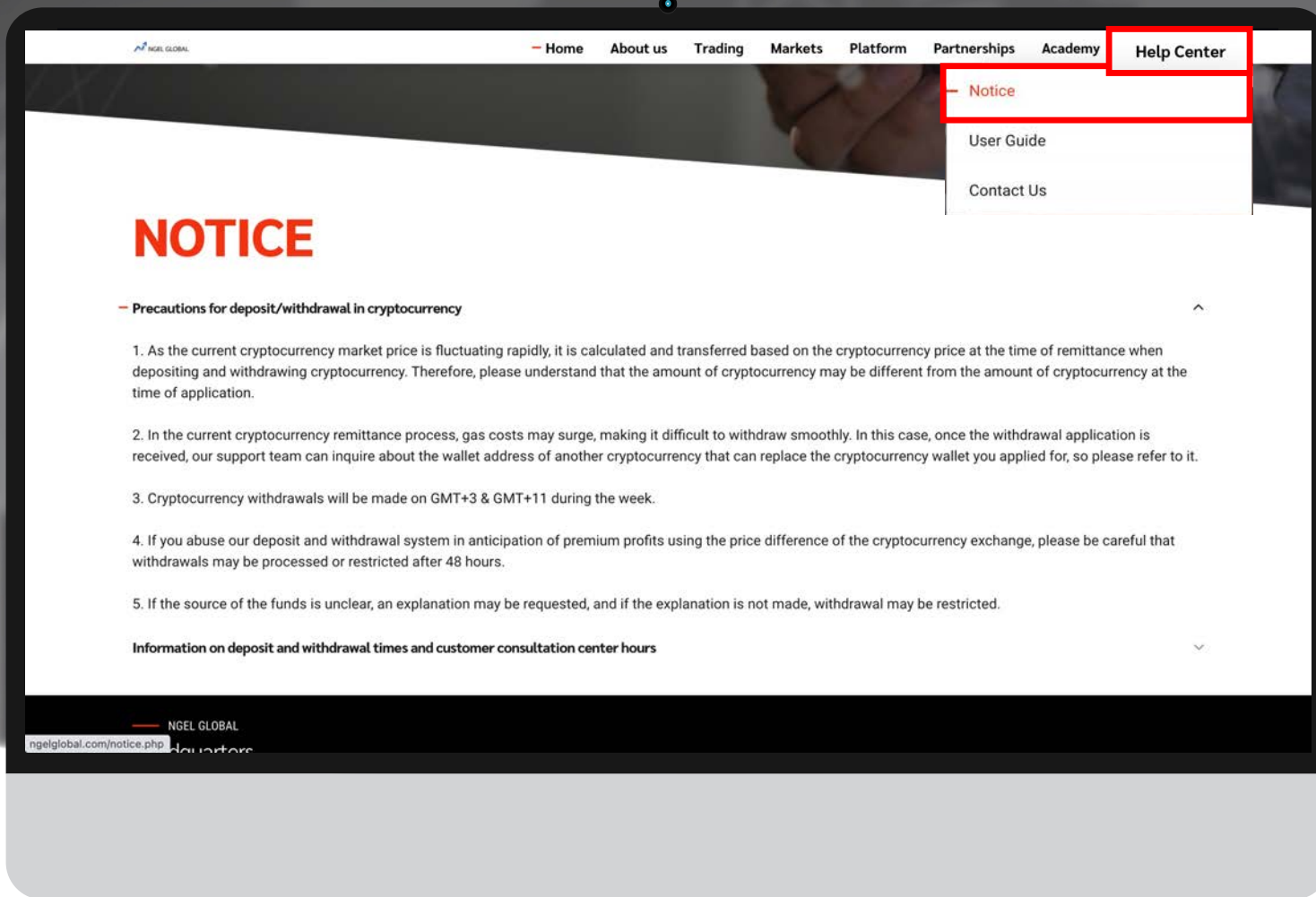
You can log in to the Trader Room and check the "Download" bulletin board for the MT4 installation file for your PC.

You can download and install mobile devices directly from Google Play or App Store.

For your information leverage will be opened under the conditions you chose when applying for an MT4 account.

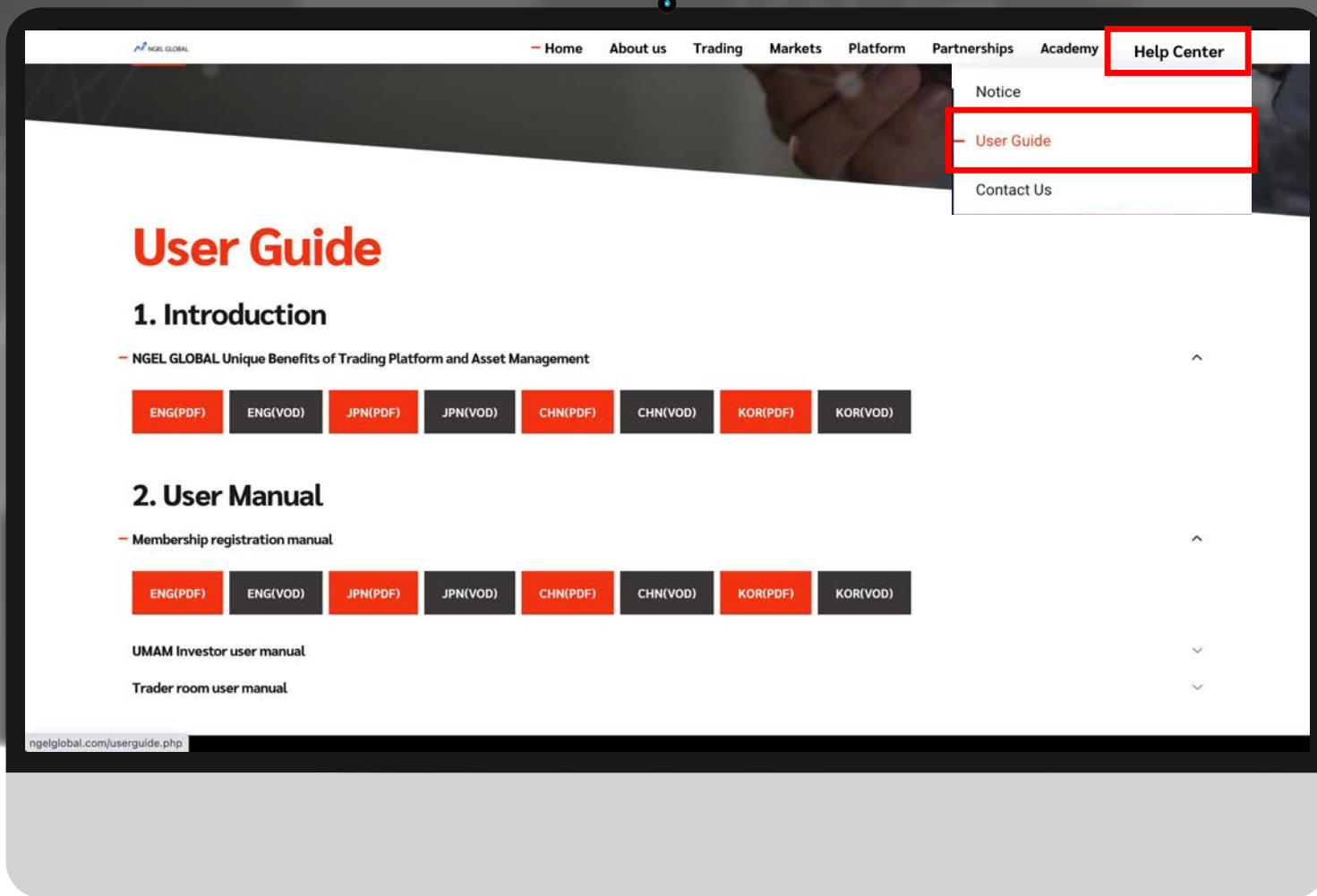
나의 이메일로 발송 된
Account Approved 메일에서
나의 계좌와 패스워드 확인 가능.

Master Password로 접속
= 트레이딩 가능
Investor Password로 접속
= 열람만 가능



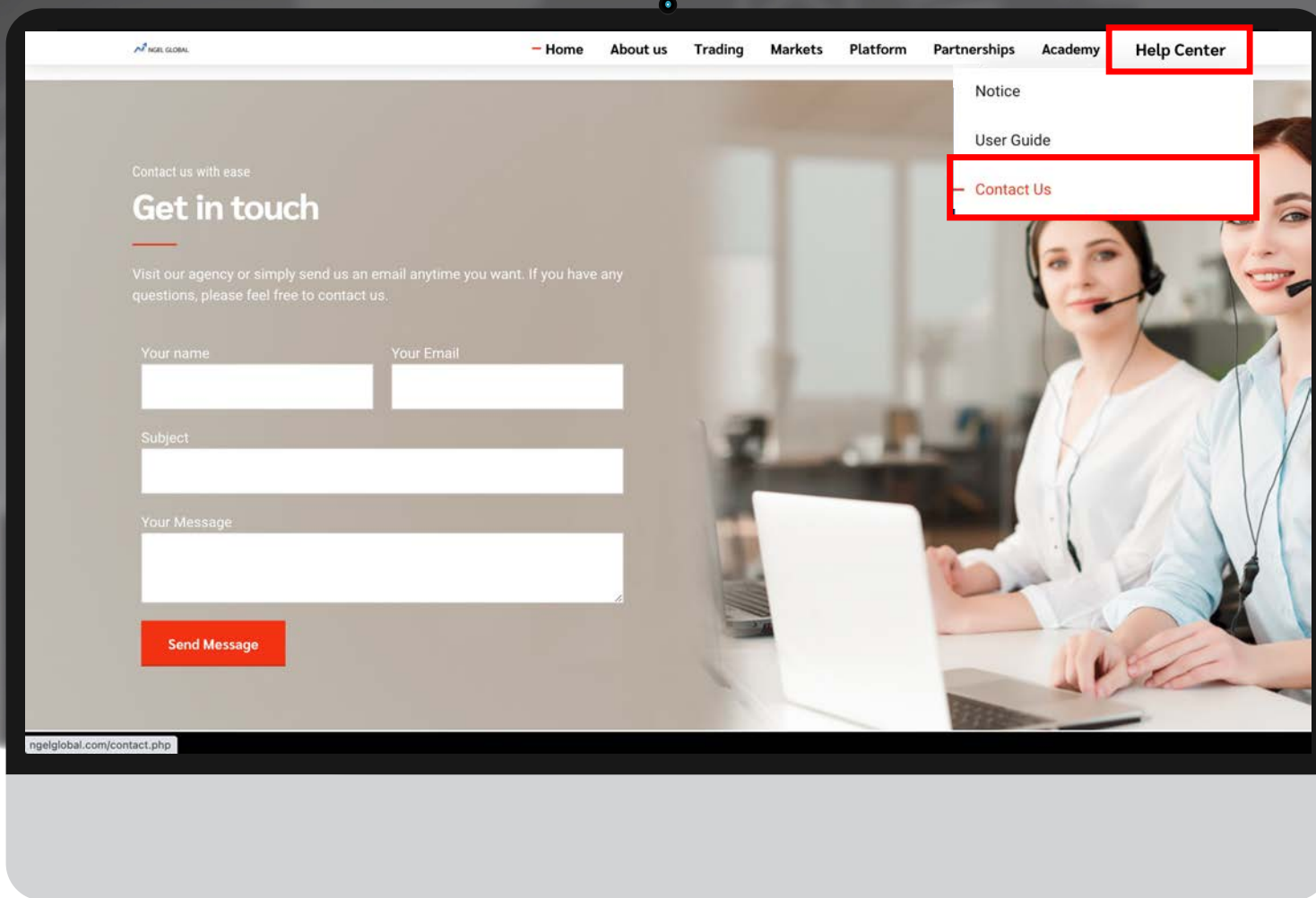
ngelglobal.com 홈페이지 우측 상단의
"Help Center" – "Notice" 메뉴에서
주요 공지와 유의사항을 확인하실 수 있습니다.

ngelglobal.com



ngelglobal.com 홈페이지 우측 상단의 "Help Center" – "User Guide" 메뉴에서 회사소개 자료와 사용자 매뉴얼을 다운 받으실 수 있습니다.

ngelglobal.com



ngelglobal.com 홈페이지 우측 상단의 "Help Center" – "Contact Us" 메뉴에서 지원 팀에 직접 문의사항을 전송하여 답변을 받으실 수 있습니다.

NGEL GLOBAL USER MANUAL



<http://ngelglobal.com/>

